

Location: CMA2a - Causeway Bay Community Centre

Report on 24-hour TSP monitoring

Action Level ($\mu\text{g}/\text{m}^3$) - 169.5

Limit Level ($\mu\text{g}/\text{m}^3$) - 260

Date	Sampling Time	Weather Condition	Filter paper no.	Filter Weight, g		Elapse Time, hr		Sampling Time, hr	Flow Rate, m^3/min			Total Volume, m^3	TSP Level, $\mu\text{g}/\text{m}^3$
				Initial	Final	Initial	Final		Initial, Q_{si}	Final, Q_{sf}	Average		
03-Mar-11	08:00	Fine	202233	2.7699	3.0450	13419.99	13443.99	24.00	1.50	1.50	1.50	2163	127
09-Mar-11	08:00	Cloudy	000062	2.7861	2.9776	13446.99	13470.99	24.00	1.54	1.54	1.54	2212	87
15-Mar-11	08:00	Cloudy	000145	2.7597	2.9951	13475.00	13499.00	24.00	1.47	1.50	1.49	2143	110
21-Mar-11	08:00	Sunny	000136	2.7861	2.9120	13502.00	13526.00	24.00	1.44	1.43	1.43	2065	61
26-Mar-11	08:00	Hazy	000041	2.6362	2.8994	13529.00	13553.00	24.00	1.44	1.44	1.44	2072	127

Report on 1-hour TSP monitoring

Action Level ($\mu\text{g}/\text{m}^3$) - 323.4

Limit Level ($\mu\text{g}/\text{m}^3$) - 500

Date	Sampling Time	Weather Condition	Filter paper no.	Filter Weight, g		Elapse Time, hr		Sampling Time, hr	Flow Rate, m^3/min			Total Volume, m^3	TSP Level, $\mu\text{g}/\text{m}^3$
				Initial	Final	Initial	Final		Initial, Q_{si}	Final, Q_{sf}	Average		
04-Mar-11	14:42	Fine	000065	2.7814	2.7959	13443.99	13444.99	1.00	1.50	1.50	1.50	90	161
04-Mar-11	15:28	Fine	000064	2.7873	2.8015	13444.99	13445.99	1.00	1.50	1.50	1.50	90	157
04-Mar-11	16:34	Fine	000063	2.7887	2.7999	13445.99	13446.99	1.00	1.50	1.50	1.50	90	124
10-Mar-11	08:00	Cloudy	000113	2.8153	2.8254	13470.99	13471.99	1.00	1.51	1.51	1.51	91	112
10-Mar-11	10:00	Cloudy	000111	2.8063	2.8194	13471.99	13472.99	1.00	1.51	1.51	1.51	91	145
10-Mar-11	13:00	Cloudy	000143	2.7617	2.7702	13474.00	13475.00	1.00	1.51	1.51	1.51	90	94
16-Mar-11	10:28	Sunny	000195	2.7350	2.7583	13499.00	13500.00	1.00	1.46	1.46	1.46	88	266
16-Mar-11	15:45	Sunny	000135	2.8116	2.8238	13500.00	13501.00	1.00	1.45	1.46	1.45	87	140
16-Mar-11	16:57	Sunny	000139	2.8168	2.8307	13501.00	13502.00	1.00	1.46	1.46	1.46	87	159
22-Mar-11	08:40	Hazy	000075	2.7930	2.8064	13526.00	13527.00	1.00	1.44	1.44	1.44	87	155
22-Mar-11	09:48	Hazy	000073	2.7942	2.8184	13527.00	13528.00	1.00	1.44	1.44	1.44	87	279
22-Mar-11	10:50	Hazy	000071	2.8010	2.8122	13528.00	13529.00	1.00	1.44	1.44	1.44	87	129



Location: CMA1b - Oil St Community Liaison Centre

Report on 24-hour TSP monitoring

Action Level ($\mu\text{g}/\text{m}^3$) - 176.7

Limit Level ($\mu\text{g}/\text{m}^3$) - 260

Date	Sampling Time	Weather Condition	Filter paper no.	Filter Weight, g		Elapse Time, hr		Sampling Time, hr	Flow Rate, m^3/min			Total Volume, m^3	TSP Level, $\mu\text{g}/\text{m}^3$
				Initial	Final	Initial	Final		Initial, Q_{si}	Final, Q_{sf}	Average		
26-Mar-11	08:00	Hazy	000042	2.6357	2.8773	9045.79	9069.79	24.00	0.99	0.99	0.99	1419	170



Location: CMA1b - Oil St Community Liaison Centre

Report on 24-hour TSP monitoring

Action Level ($\mu\text{g}/\text{m}^3$) - 176.7

Limit Level ($\mu\text{g}/\text{m}^3$) - 260

Date	Sampling Time	Weather Condition	Filter paper no.	Filter Weight, g		Elapse Time, hr		Sampling Time, hr	Flow Rate, m^3/min			Total Volume, m^3	TSP Level, $\mu\text{g}/\text{m}^3$
				Initial	Final	Initial	Final		Initial, Q_{si}	Final, Q_{sf}	Average		
01-Apr-11	08:00	Fine	000053	2.7752	2.9718	9072.79	9096.79	24.00	1.49	1.49	1.49	2150	91
07-Apr-11	08:00	Fine	000138	2.7959	2.9942	9098.01	9122.01	24.00	1.49	1.49	1.49	2151	92
13-Apr-11	08:00	Hazy	000117	2.7917	3.0215	9125.01	9149.01	24.00	1.48	1.48	1.48	2131	108
19-Apr-11	08:00	Sunny	000306	2.7493	2.9899	9152.01	9176.01	24.00	1.48	1.48	1.48	2133	113
25-Apr-11	08:00	Sunny	000334	2.7507	2.9467	9182.00	9206.00	24.00	1.48	1.48	1.48	2133	92

Report on 1-hour TSP monitoring

Action Level ($\mu\text{g}/\text{m}^3$) - 320.1

Limit Level ($\mu\text{g}/\text{m}^3$) - 500

Date	Sampling Time	Weather Condition	Filter paper no.	Filter Weight, g		Elapse Time, hr		Sampling Time, hr	Flow Rate, m^3/min			Total Volume, m^3	TSP Level, $\mu\text{g}/\text{m}^3$
				Initial	Final	Initial	Final		Initial, Q_{si}	Final, Q_{sf}	Average		
28-Mar-11	08:20	Fine	000090	2.8130	2.8262	9069.79	9070.79	1.00	1.53	1.53	1.53	92	143
28-Mar-11	09:30	Fine	000049	2.7740	2.7866	9070.79	9071.79	1.00	1.53	1.53	1.53	92	137
28-Mar-11	10:35	Fine	000051	2.7658	2.7775	9071.79	9072.79	1.00	1.53	1.53	1.53	92	127
02-Apr-11	09:45	Fine	000149	2.7454	2.7545	90950.02	90951.02	1.00	1.48	1.48	1.48	89	102
02-Apr-11	10:49	Fine	000150	2.7572	2.7657	90906.02	90907.02	1.00	1.48	1.48	1.48	89	96
02-Apr-11	11:52	Fine	000253	2.7130	2.7210	9097.01	9098.01	1.00	1.48	1.48	1.48	89	90
08-Apr-11	08:10	Fine	000129	2.7960	2.8098	9122.01	9123.01	1.00	1.48	1.48	1.48	89	155
08-Apr-11	09:20	Fine	000100	2.7918	2.8022	9123.01	9124.01	1.00	1.48	1.48	1.48	89	117
08-Apr-11	10:30	Fine	000098	2.7895	2.8015	9124.01	9125.01	1.00	1.54	1.48	1.51	91	132
14-Apr-11	08:15	Hazy	000096	2.8139	2.8254	9149.01	9150.01	1.00	1.48	1.48	1.48	89	130
14-Apr-11	09:25	Hazy	000094	2.8018	2.8125	9150.01	9151.01	1.00	1.48	1.48	1.48	89	121
14-Apr-11	10:30	Hazy	000167	2.7406	2.7570	9151.01	9152.01	1.00	1.48	1.48	1.48	89	185
20-Apr-11	09:15	Sunny	000172	2.7450	2.7607	9176.01	9177.01	1.00	1.48	1.48	1.48	89	177
20-Apr-11	10:45	Sunny	000174	2.7587	2.7733	9178.01	9179.01	1.00	1.48	1.48	1.48	89	164
20-Apr-11	13:00	Sunny	000092	2.8047	2.8186	9179.01	9180.01	1.00	1.48	1.48	1.48	89	157
26-Apr-11	09:15	Sunny	000336	2.7449	2.7611	9206.98	9207.98	1.00	1.48	1.48	1.48	89	182
26-Apr-11	10:45	Sunny	000383	2.7667	2.7765	9207.98	9208.98	1.00	1.48	1.48	1.48	89	110
26-Apr-11	13:00	Sunny	000385	2.7406	2.7597	9208.98	9209.98	1.00	1.48	1.48	1.48	89	215

Location: CMA2a - Causeway Bay Community Centre

Report on 24-hour TSP monitoring

Action Level ($\mu\text{g}/\text{m}^3$) - 169.5

Limit Level ($\mu\text{g}/\text{m}^3$) - 260

Date	Sampling Time	Weather Condition	Filter paper no.	Filter Weight, g		Elapse Time, hr		Sampling Time, hr	Flow Rate, m^3/min			Total Volume, m^3	TSP Level, $\mu\text{g}/\text{m}^3$
				Initial	Final	Initial	Final		Initial, Q_{si}	Final, Q_{sf}	Average		
01-Apr-11	08:00	Fine	000310	2.7400	2.9624	13886.00	13910.00	24.00	1.44	1.44	1.44	2079	107
07-Apr-11	08:00	Fine	000257	2.7516	2.9627	13583.00	13607.00	24.00	1.38	1.44	1.41	2037	104
13-Apr-11	08:00	Hazy	000118	2.7960	3.0336	13610.00	13634.01	24.01	1.40	1.40	1.40	2017	118
19-Apr-11	08:00	Sunny	000305	2.7415	3.0239	13637.01	13661.00	23.99	1.40	1.40	1.40	2018	140
25-Apr-11	08:00	Sunny	000335	2.7354	2.9192	13664.00	13688.00	24.00	1.47	1.40	1.43	2065	89

Report on 1-hour TSP monitoring

Action Level ($\mu\text{g}/\text{m}^3$) - 323.4

Limit Level ($\mu\text{g}/\text{m}^3$) - 500

Date	Sampling Time	Weather Condition	Filter paper no.	Filter Weight, g		Elapse Time, hr		Sampling Time, hr	Flow Rate, m^3/min			Total Volume, m^3	TSP Level, $\mu\text{g}/\text{m}^3$
				Initial	Final	Initial	Final		Initial, Q_{si}	Final, Q_{sf}	Average		
28-Mar-11	08:40	Fine	000091	2.8130	2.8250	13553.00	13554.00	1.00	1.48	1.48	1.48	89	135
28-Mar-11	09:45	Fine	000050	2.7776	2.7900	13554.00	13555.00	1.00	1.48	1.48	1.48	89	139
28-Mar-11	10:45	Fine	000052	2.7896	2.8028	13555.00	13556.00	1.00	1.45	1.45	1.45	87	151
02-Apr-11	09:59	Fine	000260	2.7169	2.7273	13580.00	13581.00	1.00	1.43	1.43	1.43	86	121
02-Apr-11	11:01	Fine	000259	2.7104	2.7188	13581.00	13582.00	1.00	1.43	1.43	1.43	86	98
02-Apr-11	13:03	Fine	000258	2.7287	2.7348	13582.00	13583.00	1.00	1.43	1.43	1.43	86	71
08-Apr-11	08:30	Fine	000101	2.8056	2.8183	13607.00	13608.00	1.00	1.43	1.43	1.43	86	148
08-Apr-11	09:40	Fine	000099	2.7889	2.8005	13608.00	13609.00	1.00	1.43	1.43	1.43	86	135
08-Apr-11	10:40	Fine	000097	2.7835	2.7962	13609.00	13610.00	1.00	1.43	1.43	1.43	86	148
14-Apr-11	08:35	Hazy	000095	2.8037	2.8158	13634.01	13635.01	1.00	1.40	1.40	1.40	84	144
14-Apr-11	09:40	Hazy	000093	2.8163	2.8275	13635.01	13636.01	1.00	1.40	1.40	1.40	84	134
14-Apr-11	10:45	Hazy	000168	2.7352	2.7529	13636.01	13637.01	1.00	1.40	1.40	1.40	84	211
20-Apr-11	09:00	Sunny	000173	2.7451	2.7623	13661.00	13662.00	1.00	1.40	1.40	1.40	84	205
20-Apr-11	09:40	Sunny	000175	2.7445	2.7647	13662.00	13663.00	1.00	1.40	1.40	1.40	84	240
20-Apr-11	10:45	Sunny	000333	2.7483	2.7628	13663.00	13664.00	1.00	1.40	1.40	1.40	84	173
26-Apr-11	08:00	Sunny	000382	2.7534	2.7678	13688.00	13689.00	1.00	1.40	1.40	1.40	84	171
26-Apr-11	09:40	Sunny	000384	2.7320	2.7416	13635.01	13636.01	1.00	1.40	1.40	1.40	84	114
26-Apr-11	10:45	Sunny	000386	2.7423	2.7546	13636.01	13637.01	1.00	1.40	1.40	1.40	84	146



Location: MA1e - International Finance Centre (Eastern Wing)

Report on 24-hour TSP monitoring

Action Level ($\mu\text{g}/\text{m}^3$) - 173.4
 Limit Level ($\mu\text{g}/\text{m}^3$) - 260

Date	Sampling Time	Weather Condition	Filter paper no.	Filter Weight, g		Elapse Time, hr		Sampling Time, hr	Flow Rate, m^3/min			Total Volume, m^3	TSP Level, $\mu\text{g}/\text{m}^3$
				Initial	Final	Initial	Final		Initial, Q_{si}	Final, Q_{sf}	Average		
01-Apr-11	08:00	Fine	000314	2.7347	2.9112	6650.80	6674.50	23.70	1.37	1.43	1.40	1995	88
07-Apr-11	08:00	Fine	000120	2.7936	2.9892	6677.50	6701.50	24.00	1.49	1.49	1.49	2151	91
13-Apr-11	08:00	Fine	000325	2.7496	2.9420	6650.80	6674.50	23.70	1.54	1.54	1.54	2189	88
19-Apr-11	08:00	Sunny	000357	2.7511	2.9883	6731.56	6755.56	24.00	1.60	1.60	1.60	2305	103
25-Apr-11	08:00	Sunny	000357	2.7511	2.9662	6734.56	6758.56	24.00	1.60	1.60	1.60	2305	93

Report on 1-hour TSP monitoring

Action Level ($\mu\text{g}/\text{m}^3$) - 325.1
 Limit Level ($\mu\text{g}/\text{m}^3$) - 500

Date	Sampling Time	Weather Condition	Filter paper no.	Filter Weight, g		Elapse Time, hr		Sampling Time, hr	Flow Rate, m^3/min			Total Volume, m^3	TSP Level, $\mu\text{g}/\text{m}^3$
				Initial	Final	Initial	Final		Initial, Q_{si}	Final, Q_{sf}	Average		
28-Mar-11	08:21	Fine	000038	2.6343	2.6415	6647.50	6648.50	1.00	1.50	1.50	1.50	90	80
28-Mar-11	09:30	Fine	000036	2.6379	2.6461	6648.50	6649.50	1.00	1.44	1.44	1.44	87	95
28-Mar-11	11:00	Fine	000308	2.7006	2.7091	6676.50	6677.50	1.00	1.50	1.50	1.50	90	94
02-Apr-11	09:00	Fine	000245	2.7130	2.7193	6674.50	6675.50	1.00	1.60	1.60	1.60	96	65
02-Apr-11	10:00	Fine	000244	2.7317	2.7408	6675.50	6676.50	1.00	1.54	1.54	1.54	93	98
02-Apr-11	11:00	Fine	000121	2.7855	2.7943	6676.50	6677.50	1.00	1.66	1.66	1.66	100	88
08-Apr-11	08:00	Fine	000319	2.7445	2.7628	6701.50	6702.50	1.00	1.54	1.48	1.51	91	202
08-Apr-11	09:06	Fine	000321	2.7587	2.7686	6702.50	6703.50	1.00	1.54	1.48	1.51	91	109
08-Apr-11	10:12	Fine	000323	2.7318	2.7428	6703.50	6704.50	1.00	1.54	1.48	1.51	91	121
14-Apr-11	08:18	Fine	000327	2.7348	2.7433	6728.51	6729.51	1.00	1.48	1.48	1.48	89	96
14-Apr-11	09:20	Fine	000329	2.7676	2.7760	6729.51	6730.51	1.00	1.48	1.48	1.48	89	95
14-Apr-11	10:35	Fine	000301	2.7468	2.7591	6730.51	6731.51	1.00	1.48	1.48	1.48	89	139
20-Apr-11	08:28	Sunny	000303	2.7265	2.7422	6755.57	6756.57	1.00	1.60	1.60	1.60	96	164
20-Apr-11	09:39	Sunny	000355	2.7507	2.7657	6756.57	6757.57	1.00	1.60	1.60	1.60	96	156
20-Apr-11	10:45	Sunny	000356	2.7363	2.7511	6757.57	6758.57	1.00	1.60	1.60	1.60	96	154
26-Apr-11	08:28	Sunny	000358	2.7568	2.7710	6758.57	6759.57	1.00	1.60	1.60	1.60	96	148
26-Apr-11	09:39	Sunny	000360	2.7441	2.7585	6759.57	6760.57	1.00	1.60	1.60	1.60	96	150
26-Apr-11	10:45	Sunny	000362	2.7219	2.7349	6760.57	6761.57	1.00	1.60	1.60	1.60	96	136



Location: MA1w - International Finance Centre (Western Wing)

Report on 24-hour TSP monitoring

Action Level ($\mu\text{g}/\text{m}^3$) - 173.4

Limit Level ($\mu\text{g}/\text{m}^3$) - 260

Date	Sampling Time	Weather Condition	Filter paper no.	Filter Weight, g		Elapse Time, hr		Sampling Time, hr	Flow Rate, m^3/min			Total Volume, m^3	TSP Level, $\mu\text{g}/\text{m}^3$
				Initial	Final	Initial	Final		Initial, Q_{si}	Final, Q_{sf}	Average		
01-Apr-11	08:00	Fine	000315	2.7348	2.9432	9798.30	9822.30	24.00	1.35	1.35	1.35	1940	107
07-Apr-11	08:00	Fine	000119	2.7940	2.9892	9825.30	9849.30	24.00	1.35	1.35	1.35	1941	101
13-Apr-11	08:00	Fine	000326	2.7433	2.9741	9852.30	9876.30	24.00	1.34	1.33	1.34	1924	120
19-Apr-11	08:00	Sunny	000304	2.7178	2.9583	9879.30	9903.30	24.00	1.57	1.57	1.57	2262	118
25-Apr-11	08:00	Sunny	000187	2.7408	2.9848	9906.30	9930.30	24.00	1.57	1.57	1.57	2262	107

Report on 1-hour TSP monitoring

Action Level ($\mu\text{g}/\text{m}^3$) - 325.1

Limit Level ($\mu\text{g}/\text{m}^3$) - 500

Date	Sampling Time	Weather Condition	Filter paper no.	Filter Weight, g		Elapse Time, hr		Sampling Time, hr	Flow Rate, m^3/min			Total Volume, m^3	TSP Level, $\mu\text{g}/\text{m}^3$
				Initial	Final	Initial	Final		Initial, Q_{si}	Final, Q_{sf}	Average		
28-Mar-11	08:11	Fine	000039	2.6266	2.6330	9795.30	9796.30	1.00	1.57	1.56	1.57	94	68
28-Mar-11	10:00	Fine	000037	2.6435	2.6528	9796.30	9797.30	1.00	1.56	1.56	1.56	94	99
28-Mar-11	11:00	Fine	000309	2.7204	2.7303	9797.30	9798.30	1.00	1.32	1.50	1.41	85	117
02-Apr-11	09:05	Fine	000122	2.7721	2.7808	9822.30	9823.30	1.00	1.54	1.54	1.54	93	94
02-Apr-11	10:05	Fine	000123	2.8012	2.8119	9823.30	9824.30	1.00	1.54	1.54	1.54	93	116
02-Apr-11	11:05	Fine	000124	2.7885	2.7986	9824.30	9825.30	1.00	1.66	1.66	1.66	100	101
08-Apr-11	08:11	Fine	000320	2.7462	2.7629	9849.30	9850.30	1.00	1.48	1.51	1.50	90	186
08-Apr-11	09:15	Fine	000322	2.7369	2.7453	9850.30	9851.30	1.00	1.42	1.45	1.44	86	97
08-Apr-11	10:22	Fine	000324	2.7308	2.7435	9851.30	9852.30	1.00	1.42	1.42	1.42	85	149
14-Apr-11	08:25	Fine	000328	2.7496	2.7600	9876.30	9877.30	1.00	1.48	1.48	1.48	89	117
14-Apr-11	09:30	Fine	000330	2.7508	2.7635	9877.30	9878.30	1.00	1.48	1.48	1.48	89	143
14-Apr-11	10:45	Fine	000302	2.7169	2.7310	9878.30	9879.30	1.00	1.48	1.48	1.48	89	159
20-Apr-11	08:34	Fine	000352	2.7277	2.7418	9903.30	9904.30	1.00	1.54	1.54	1.54	92	153
20-Apr-11	09:30	Fine	000353	2.7069	2.7212	9904.30	9905.30	1.00	1.54	1.54	1.54	92	155
20-Apr-11	10:45	Fine	000354	2.7358	2.7493	9905.30	9906.30	1.00	1.54	1.54	1.54	92	146
26-Apr-11	08:34	Sunny	000359	2.7463	2.7578	9930.30	9931.30	1.00	1.54	1.54	1.54	92	125
26-Apr-11	09:30	Sunny	000361	2.7505	2.7634	9877.30	9878.30	1.00	1.54	1.54	1.54	92	140
26-Apr-11	10:45	Sunny	000363	2.7369	2.7495	9878.30	9879.30	1.00	1.54	1.54	1.54	92	137



Location: MA1e - International Finance Centre (Eastern Wing)

Report on 24-hour TSP monitoring

Action Level ($\mu\text{g}/\text{m}^3$) - 173.4
 Limit Level ($\mu\text{g}/\text{m}^3$) - 260

Date	Sampling Time	Weather Condition	Filter paper no.	Filter Weight, g		Elapse Time, hr		Sampling Time, hr	Flow Rate, m^3/min			Total Volume, m^3	TSP Level, $\mu\text{g}/\text{m}^3$
				Initial	Final	Initial	Final		Initial, Q_{si}	Final, Q_{sf}	Average		
30-Apr-11	08:00	Fine	000223	2.7244	2.9297	6858.56	6882.56	24.00	1.33	1.33	1.33	1922	107
06-May-11	08:00	Fine	000429	2.7358	2.8411	6885.56	6909.56	24.00	1.36	1.36	1.36	1963	54
12-May-11	08:00	Fine	000508	2.7958	2.9151	6912.56	6936.56	24.00	1.36	1.37	1.36	1963	61
18-May-11	08:00	Fine	000570	2.7756	2.8917	6939.56	6963.56	24.00	1.39	1.38	1.39	1996	58
24-May-11	08:00	Fine	000529	2.7951	2.8805	6966.56	6990.56	24.00	1.40	1.39	1.39	2007	43

Report on 1-hour TSP monitoring

Action Level ($\mu\text{g}/\text{m}^3$) - 325.1
 Limit Level ($\mu\text{g}/\text{m}^3$) - 500

Date	Sampling Time	Weather Condition	Filter paper no.	Filter Weight, g		Elapse Time, hr		Sampling Time, hr	Flow Rate, m^3/min			Total Volume, m^3	TSP Level, $\mu\text{g}/\text{m}^3$
				Initial	Final	Initial	Final		Initial, Q_{si}	Final, Q_{sf}	Average		
03-May-11	09:00	Fine	000225	2.7464	2.7578	6882.56	6883.56	1.00	1.40	1.40	1.40	84	135
03-May-11	13:00	Fine	000398	2.7456	2.7515	6883.56	6884.56	1.00	1.25	1.25	1.25	75	79
03-May-11	16:00	Fine	000396	2.7385	2.7440	6884.56	6885.56	1.00	1.40	1.40	1.40	84	65
07-May-11	10:55	Fine	000371	2.7675	2.7749	6909.56	6910.56	1.00	1.36	1.36	1.36	82	90
07-May-11	13:00	Fine	000510	2.8054	2.8115	6910.56	6911.56	1.00	1.36	1.36	1.36	82	75
07-May-11	14:15	Fine	000502	2.7848	2.7915	6911.56	6912.56	1.00	1.36	1.36	1.36	82	82
13-May-11	08:40	Rainy	000376	2.7500	2.7591	6936.56	6937.56	1.00	1.09	1.09	1.09	65	139
13-May-11	09:48	Rainy	000378	2.7359	2.7468	6937.56	6938.56	1.00	1.39	1.39	1.39	84	130
13-May-11	11:00	Rainy	000380	2.7251	2.7351	6938.56	6939.56	1.00	1.39	1.39	1.39	84	120
19-May-11	08:15	Fine	000562	2.7909	2.7965	6963.56	6964.56	1.00	1.38	1.38	1.38	83	67
19-May-11	09:20	Fine	000390	2.7352	2.7412	6964.56	6965.56	1.00	1.38	1.38	1.38	83	72
19-May-11	11:00	Fine	000394	2.7571	2.7638	6965.56	6966.56	1.00	1.38	1.38	1.38	83	81
25-May-11	08:31	Fine	000408	2.7365	2.7465	6990.56	6991.56	1.00	1.39	1.39	1.39	84	120
25-May-11	10:18	Fine	000411	2.7577	2.7655	6991.56	6992.56	1.00	1.39	1.39	1.39	84	93
25-May-11	13:00	Fine	000413	2.7349	2.7411	6992.56	6993.56	1.00	1.39	1.39	1.39	84	74



Location: MA1w - International Finance Centre (Western Wing)

Report on 24-hour TSP monitoring

Action Level ($\mu\text{g}/\text{m}^3$) - 173.4

Limit Level ($\mu\text{g}/\text{m}^3$) - 260

Date	Sampling Time	Weather Condition	Filter paper no.	Filter Weight, g		Elapse Time, hr		Sampling Time, hr	Flow Rate, m^3/min			Total Volume, m^3	TSP Level, $\mu\text{g}/\text{m}^3$
				Initial	Final	Initial	Final		Initial, Q_{si}	Final, Q_{sf}	Average		
30-Apr-11	08:00	Fine	000224	2.7390	2.9146	9933.30	9957.30	24.00	1.11	1.11	1.11	1599	110
06-May-11	08:00	Fine	000407	2.7520	2.8600	9960.30	9984.30	24.00	1.29	1.29	1.29	1861	58
12-May-11	08:00	Fine	000507	2.8018	2.9132	9987.30	10011.30	24.00	1.26	1.27	1.27	1824	61
18-May-11	08:00	Fine	000569	2.7892	2.8906	10014.30	10038.30	24.00	1.29	1.29	1.29	1858	55
24-May-11	08:00	Fine	000528	2.7863	2.8813	10041.30	10065.30	24.00	1.30	1.30	1.30	1868	51

Report on 1-hour TSP monitoring

Action Level ($\mu\text{g}/\text{m}^3$) - 325.1

Limit Level ($\mu\text{g}/\text{m}^3$) - 500

Date	Sampling Time	Weather Condition	Filter paper no.	Filter Weight, g		Elapse Time, hr		Sampling Time, hr	Flow Rate, m^3/min			Total Volume, m^3	TSP Level, $\mu\text{g}/\text{m}^3$
				Initial	Final	Initial	Final		Initial, Q_{si}	Final, Q_{sf}	Average		
03-May-11	08:50	Fine	000267	2.7547	2.7673	9957.30	9958.30	1.00	1.25	1.25	1.25	75	168
03-May-11	13:30	Fine	000399	2.7166	2.7239	9958.30	9959.30	1.00	1.25	1.25	1.25	75	97
03-May-11	16:05	Fine	000397	2.7498	2.7586	9959.30	9960.30	1.00	1.25	1.25	1.25	75	117
07-May-11	10:45	Fine	000370	2.7500	2.7592	9984.30	9985.30	1.00	1.19	1.19	1.19	71	129
07-May-11	13:03	Fine	000501	2.8105	2.8191	9985.30	9986.30	1.00	1.22	1.22	1.22	73	118
07-May-11	14:20	Fine	000509	2.7828	2.7907	9986.30	9987.30	1.00	1.27	1.27	1.27	76	104
13-May-11	08:49	Rainy	000377	2.7342	2.7466	10011.30	10012.30	1.00	1.30	1.30	1.30	78	159
13-May-11	09:54	Rainy	000379	2.7301	2.7475	10012.30	10013.30	1.00	1.30	1.30	1.30	78	224
13-May-11	11:00	Rainy	000381	2.7414	2.7508	10013.30	10014.30	1.00	1.30	1.30	1.30	78	121
19-May-11	08:25	Fine	000389	2.7361	2.7421	10038.30	10039.30	1.00	1.29	1.29	1.29	77	78
19-May-11	09:30	Fine	000391	2.7355	2.7426	10039.30	10040.30	1.00	1.29	1.29	1.29	77	92
19-May-11	10:50	Fine	000395	2.7419	2.7483	10040.30	10041.30	1.00	1.29	1.29	1.29	77	83
25-May-11	08:35	Fine	000409	2.7194	2.7282	10065.30	10066.30	1.00	1.30	1.30	1.30	78	113
25-May-11	10:24	Fine	000412	2.7423	2.7504	10066.30	10067.30	1.00	1.30	1.30	1.30	78	104
25-May-11	13:00	Fine	000414	2.7597	2.7658	10067.30	10068.30	1.00	1.30	1.30	1.30	78	78



Location: CMA1b - Oil St Community Liaison Centre

Report on 24-hour TSP monitoring

Action Level ($\mu\text{g}/\text{m}^3$) - 176.7

Limit Level ($\mu\text{g}/\text{m}^3$) - 260

Date	Sampling Time	Weather Condition	Filter paper no.	Filter Weight, g		Elapse Time, hr		Sampling Time, hr	Flow Rate, m^3/min			Total Volume, m^3	TSP Level, $\mu\text{g}/\text{m}^3$
				Initial	Final	Initial	Final		Initial, Q_{si}	Final, Q_{sf}	Average		
30-Apr-11	08:00	Fine	000339	2.7333	2.9180	9206.00	9230.00	24.00	1.23	1.23	1.23	1774	104
06-May-11	08:00	Fine	000190	2.7439	2.8793	9233.00	9257.00	24.00	1.21	1.21	1.21	1749	77
12-May-11	08:00	Fine	000490	2.7656	2.8888	9260.00	9284.00	24.00	1.12	1.12	1.12	1614	76
18-May-11	08:00	Fine	000240	2.7466	2.8989	9287.00	9311.00	24.00	1.19	1.19	1.19	1712	89
24-May-11	09:00	Fine	000497	2.7627	2.8422	9314.00	9338.00	24.00	1.22	1.22	1.22	1756	45

Report on 1-hour TSP monitoring

Action Level ($\mu\text{g}/\text{m}^3$) - 320.1

Limit Level ($\mu\text{g}/\text{m}^3$) - 500

Date	Sampling Time	Weather Condition	Filter paper no.	Filter Weight, g		Elapse Time, hr		Sampling Time, hr	Flow Rate, m^3/min			Total Volume, m^3	TSP Level, $\mu\text{g}/\text{m}^3$
				Initial	Final	Initial	Final		Initial, Q_{si}	Final, Q_{sf}	Average		
03-May-11	08:00	Fine	000115	2.8205	2.8344	9230.00	9231.00	1.00	0.99	0.99	0.99	59	234
03-May-11	09:00	Fine	000105	2.8119	2.8197	9231.00	9232.00	1.00	0.89	0.99	0.94	56	138
03-May-11	11:00	Fine	000106	2.8210	2.8307	9232.00	9233.00	1.00	1.22	1.22	1.22	73	132
07-May-11	10:20	Fine	000369	2.7399	2.7577	9257.00	9258.00	1.00	1.21	1.21	1.21	73	244
07-May-11	13:00	Fine	000488	2.7806	2.7956	9258.00	9259.00	1.00	1.21	1.21	1.21	73	206
07-May-11	14:00	Fine	000103	2.7993	2.8070	9259.00	9260.00	1.00	0.98	0.98	0.98	59	131
13-May-11	09:45	Rainy	000491	2.7711	2.7780	9284.00	9285.00	1.00	1.22	1.22	1.22	73	95
13-May-11	10:49	Rainy	000493	2.7753	2.7853	9285.00	9286.00	1.00	1.22	1.22	1.22	73	137
13-May-11	11:52	Rainy	000239	2.7568	2.7662	9286.00	9287.00	1.00	1.22	1.22	1.22	73	129
19-May-11	09:00	Fine	000495	2.7499	2.7609	9311.00	9312.00	1.00	1.21	1.22	1.21	73	151
19-May-11	10:15	Fine	000152	2.7720	2.7823	9312.00	9313.00	1.00	1.21	1.22	1.21	73	141
19-May-11	13:00	Fine	000154	2.7802	2.7898	9313.00	9314.00	1.00	1.21	1.22	1.21	73	132
25-May-11	09:10	Fine	000579	2.7979	2.8033	9338.00	9339.00	1.00	1.24	1.22	1.23	74	73
25-May-11	10:15	Fine	000576	2.8018	2.8074	9339.00	9340.00	1.00	1.22	1.22	1.22	73	77
25-May-11	13:00	Fine	000577	2.7949	2.8001	9340.00	9341.00	1.00	1.17	1.15	1.16	70	75

Location: CMA2a - Causeway Bay Community Centre

Report on 24-hour TSP monitoring

Action Level ($\mu\text{g}/\text{m}^3$) - 169.5

Limit Level ($\mu\text{g}/\text{m}^3$) - 260

Date	Sampling Time	Weather Condition	Filter paper no.	Filter Weight, g		Elapse Time, hr		Sampling Time, hr	Flow Rate, m^3/min			Total Volume, m^3	TSP Level, $\mu\text{g}/\text{m}^3$
				Initial	Final	Initial	Final		Initial, Q_{si}	Final, Q_{sf}	Average		
30-Apr-11	08:00	Fine	000338	2.7647	2.9490	13613.01	13637.01	24.00	1.53	1.53	1.53	2210	83
06-May-11	08:00	Fine	000189	2.7511	2.8312	13640.01	13664.01	24.00	1.47	1.47	1.47	2115	38
12-May-11	08:00	Fine	000350	2.7210	2.8281	13667.01	13691.01	24.00	1.49	1.50	1.49	2149	50
18-May-11	08:00	Fine	000176	2.7431	2.8836	13694.01	13718.01	24.00	1.52	1.51	1.51	2180	64
24-May-11	08:00	Fine	000496	2.7638	2.8598	13721.01	13745.01	24.00	1.48	1.52	1.50	2157	45

Report on 1-hour TSP monitoring

Action Level ($\mu\text{g}/\text{m}^3$) - 323.4

Limit Level ($\mu\text{g}/\text{m}^3$) - 500

Date	Sampling Time	Weather Condition	Filter paper no.	Filter Weight, g		Elapse Time, hr		Sampling Time, hr	Flow Rate, m^3/min			Total Volume, m^3	TSP Level, $\mu\text{g}/\text{m}^3$
				Initial	Final	Initial	Final		Initial, Q_{si}	Final, Q_{sf}	Average		
03-May-11	08:00	Fine	000188	2.7521	2.7597	13637.01	13638.01	1.00	1.60	1.60	1.60	96	79
03-May-11	09:00	Fine	000114	2.8160	2.8242	13638.01	13639.01	1.00	1.53	1.53	1.53	92	89
03-May-11	10:00	Fine	000116	2.8053	2.8139	13639.01	13640.01	1.00	1.48	1.48	1.48	89	97
07-May-11	10:07	Fine	000368	2.7445	2.7530	13664.01	13665.01	1.00	1.59	1.59	1.59	95	89
07-May-11	13:00	Fine	000489	2.7656	2.7742	13665.01	13666.01	1.00	1.47	1.47	1.47	88	98
07-May-11	14:00	Fine	000104	2.7930	2.8007	13666.01	13667.01	1.00	1.49	1.49	1.49	90	86
13-May-11	09:00	Rainy	000498	2.7625	2.7691	13691.01	13692.01	1.00	1.47	1.47	1.47	88	75
13-May-11	10:00	Rainy	000492	2.7608	2.7677	13692.01	13693.01	1.00	1.47	1.47	1.47	88	78
13-May-11	11:00	Rainy	000238	2.7389	2.7489	13693.01	13694.01	1.00	1.47	1.47	1.47	88	113
19-May-11	08:15	Fine	000151	2.7553	2.7655	13718.01	13719.01	1.00	1.47	1.47	1.47	88	116
19-May-11	10:00	Fine	000153	2.7617	2.7716	13719.01	13720.01	1.00	1.47	1.47	1.47	88	113
19-May-11	11:00	Fine	000155	2.7760	2.7869	13720.01	13721.01	1.00	1.47	1.47	1.47	88	124
25-May-11	09:25	Cloudy	000578	2.7952	2.8021	13745.01	13746.01	1.00	1.52	1.52	1.52	91	76
25-May-11	10:40	Cloudy	000574	2.7878	2.7966	13746.01	13747.01	1.00	1.52	1.52	1.52	91	96
25-May-11	13:00	Cloudy	000505	2.7771	2.7842	13747.01	13748.01	1.00	1.47	1.52	1.50	90	79



Location: CMA4a - SPCA

Report on 24-hour TSP monitoring

Action Level ($\mu\text{g}/\text{m}^3$) - 171.2

Limit Level ($\mu\text{g}/\text{m}^3$) - 260

Date	Sampling Time	Weather Condition	Filter paper no.	Filter Weight, g		Elapse Time, hr		Sampling Time, hr	Flow Rate, m^3/min			Total Volume, m^3	TSP Level, $\mu\text{g}/\text{m}^3$
				Initial	Final	Initial	Final		Initial, Q_{si}	Final, Q_{sf}	Average		
30-Apr-11	08:00	Fine	000219	2.7197	2.8860	13075.50	13099.50	24.00	1.25	1.25	1.25	1796	93
06-May-11	08:00	Fine	000375	2.7547	2.8099	13102.50	13126.50	24.00	1.28	1.28	1.28	1838	30
12-May-11	08:00	Fine	000433	2.8197	2.9146	13129.50	13153.50	24.00	1.27	1.28	1.28	1836	52
18-May-11	08:00	Fine	000564	2.7727	2.8975	13156.50	13180.50	24.00	1.25	1.25	1.25	1798	69
24-May-11	08:00	Fine	000535	2.8005	2.8872	13183.50	13207.50	24.00	1.31	1.31	1.31	1882	46

Report on 1-hour TSP monitoring

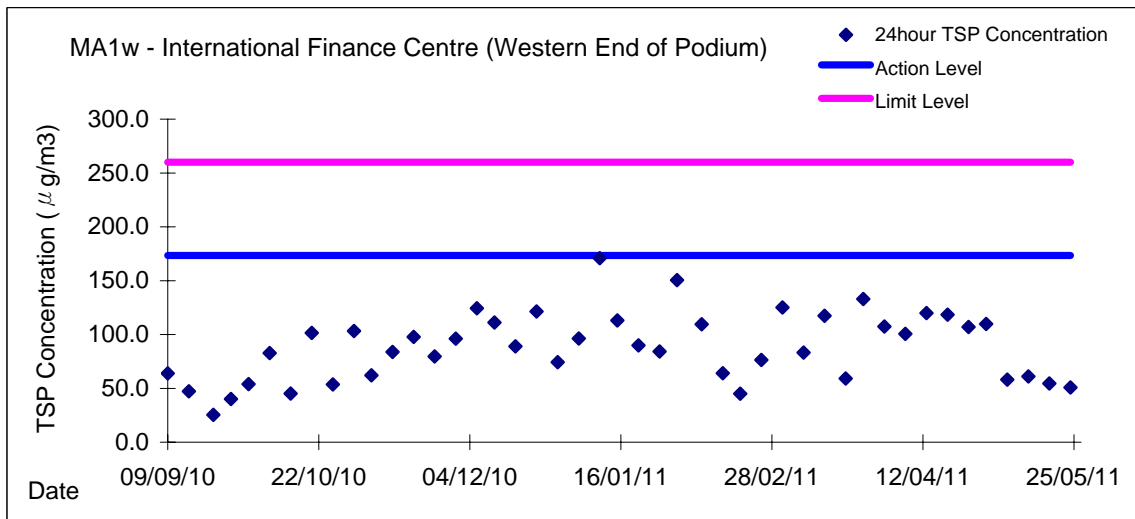
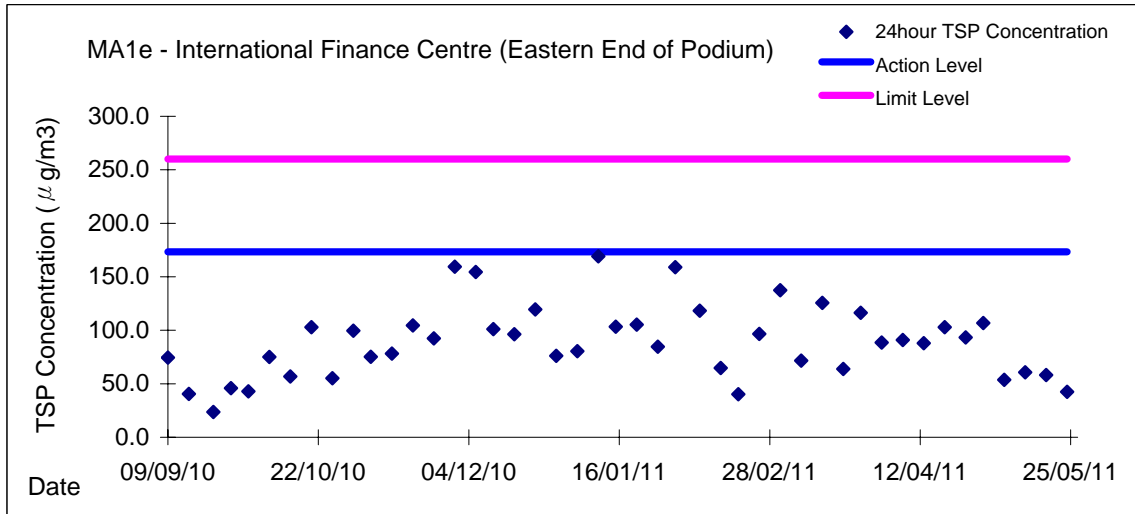
Action Level ($\mu\text{g}/\text{m}^3$) - 312.5

Limit Level ($\mu\text{g}/\text{m}^3$) - 500

Date	Sampling Time	Weather Condition	Filter paper no.	Filter Weight, g		Elapse Time, hr		Sampling Time, hr	Flow Rate, m^3/min			Total Volume, m^3	TSP Level, $\mu\text{g}/\text{m}^3$
				Initial	Final	Initial	Final		Initial, Q_{si}	Final, Q_{sf}	Average		
03-May-11	09:45	Fine	000226	2.7427	2.7499	13099.50	13100.50	1.00	1.25	1.25	1.25	75	96
03-May-11	10:50	Fine	000235	2.7586	2.7658	13100.50	13101.50	1.00	1.25	1.25	1.25	75	96
03-May-11	13:00	Fine	000261	2.7289	2.7359	13101.50	13102.50	1.00	1.25	1.25	1.25	75	94
07-May-11	08:30	Fine	000387	2.7460	2.7537	13126.50	13127.50	1.00	1.25	1.25	1.25	75	103
07-May-11	09:36	Fine	000337	2.7614	2.7662	13127.50	13128.50	1.00	1.25	1.25	1.25	75	64
07-May-11	13:00	Fine	000372	2.7425	2.7500	13128.50	13129.50	1.00	1.25	1.25	1.25	75	100
13-May-11	10:45	Rainy	000237	2.7415	2.7493	13153.50	13154.50	1.00	1.31	1.31	1.31	78	100
13-May-11	14:04	Rainy	000568	2.7682	2.7850	13154.50	13155.50	1.00	1.31	1.31	1.31	78	214
13-May-11	16:42	Rainy	000566	2.7703	2.7821	13155.50	13156.50	1.00	1.31	1.31	1.31	78	151
19-May-11	10:00	Fine	000392	2.7483	2.7564	13180.50	13181.50	1.00	1.25	1.25	1.25	75	108
19-May-11	14:10	Fine	000531	2.8066	2.8150	13181.50	13182.50	1.00	1.25	1.25	1.25	75	112
19-May-11	15:30	Fine	000533	2.7825	2.7911	13182.50	13183.50	1.00	1.25	1.25	1.25	75	115
25-May-11	09:43	Fine	000410	2.7433	2.7510	13207.50	13208.50	1.00	1.31	1.31	1.31	78	98
25-May-11	10:50	Fine	000471	2.7850	2.7930	13208.50	13209.50	1.00	1.31	1.31	1.31	78	102
25-May-11	13:00	Fine	000473	2.7831	2.7889	13209.50	13210.50	1.00	1.15	1.15	1.15	69	84

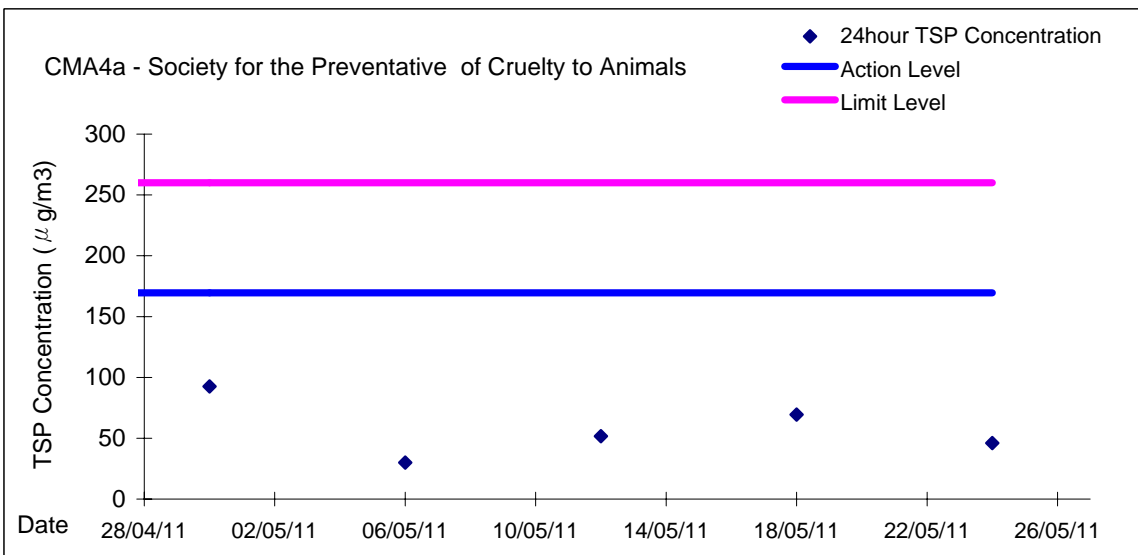
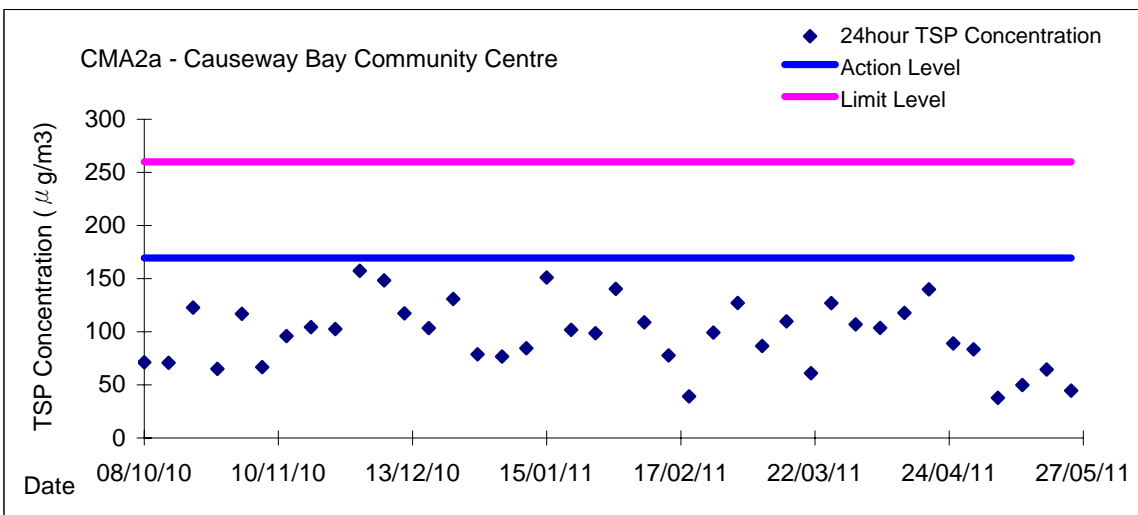
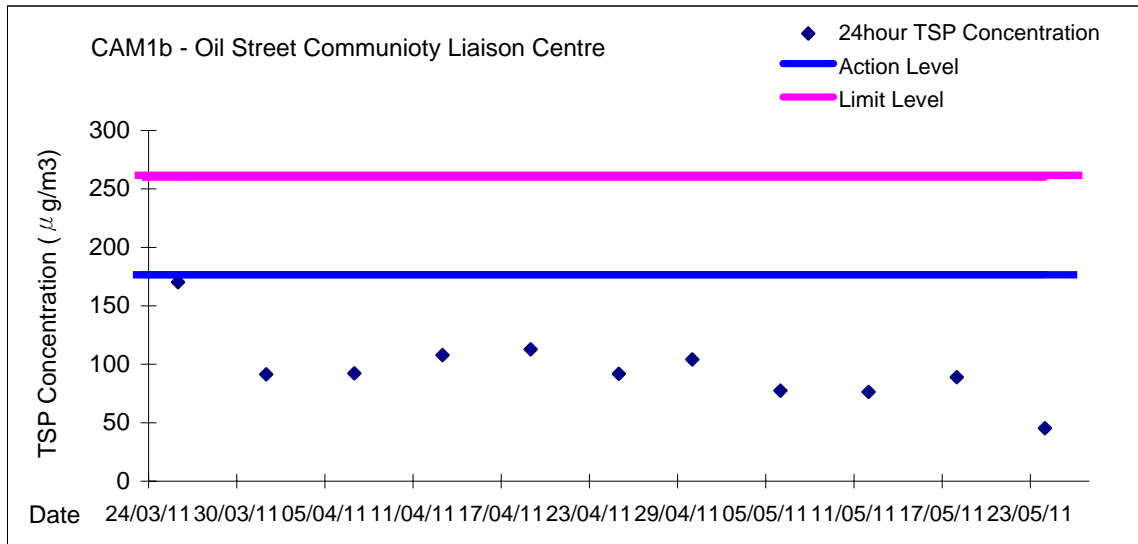


Graphic Presentation of 24 hour TSP Result



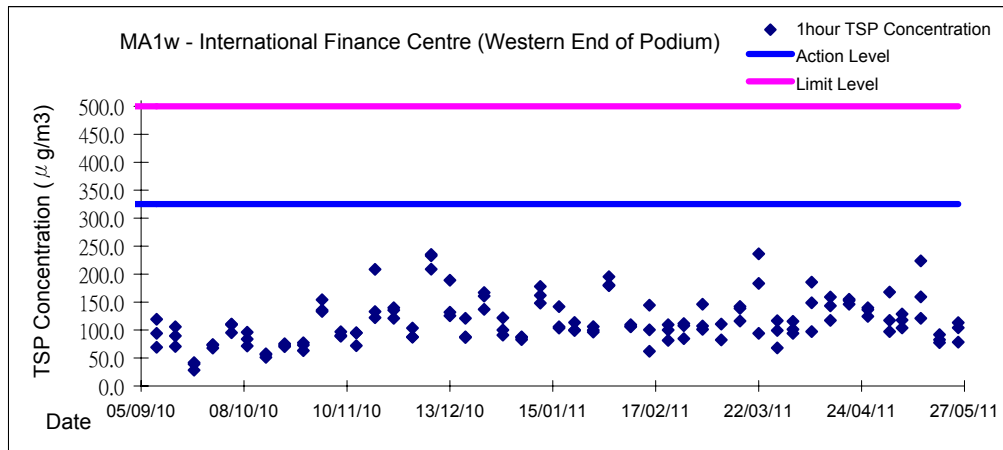
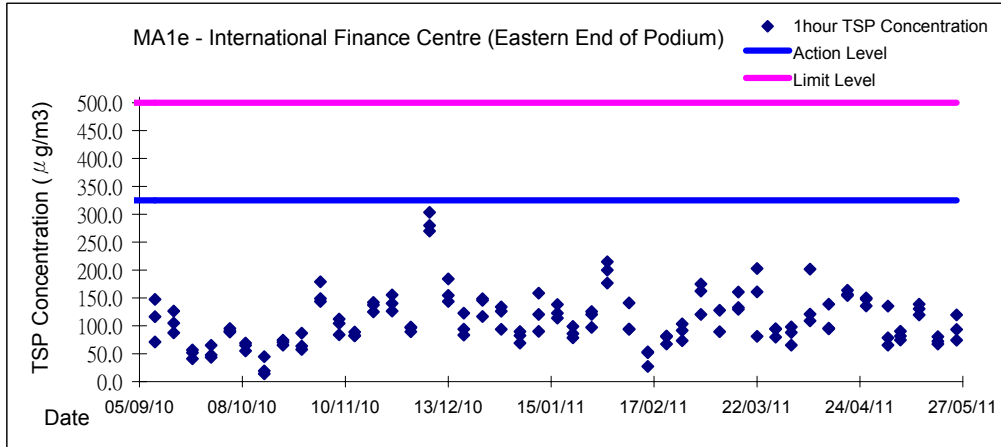


Graphic Presentation of 24 hour TSP Result





Graphic Presentation of 1 hour TSP Result



Graphic Presentation of 1 hour TSP Result

